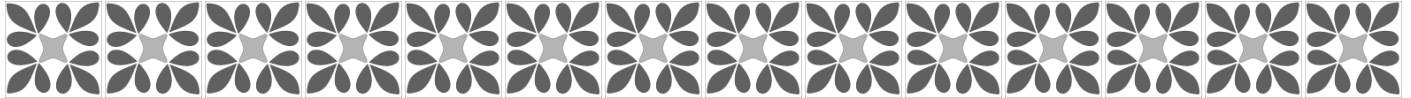


Valley Quilt Notes

SHENANDOAH VALLEY QUILTERS GUILD
NQA Chapter 383, VA 20, Website: www.svqg.org

Vol. 24 No. 6

September 2010



NOTES FROM THE PRESIDENT

I look forward to serving SVQG as its President for 2010-2011. We have a wonderful and dedicated group of Board and Committee Chair members who are ready to make your membership year one to remember. I would like to give a special thank you to all of those who stepped forward to be a part of this incredible team.

Our August Picnic was great with so many of our members really getting into the spirit of the "Wild Wild West". All of you looked great in your outfits. Two thumbs up to the great cooks in our guild. A special thank you needs to go out to Kathy Christy for our Western themed games and prizes, John Hammel for carrying out the ideas that his wife (me) comes up with, Barbara Linzey for keeping us guessing on the mystery object (who knew that a Cactus had bones), Pam Nixon for providing the authentic western hat on our sign in table, the wonderful entertainment from the Page County Shenandoah Valley Cloggers, all of our members who came early to set up and those who stayed late to put the hall back in shape.

It was good to have Gail Auen come and show us what we can look forward to in her upcoming September 18th class. Using new technology to make quilting more creative has endless possibilities. Gail is an accomplished quilter and computer guru. As she showed us, you do not have to have a computer to find new and wonderful ways to turn photos, posters, paintings, collages or anything that sparks your creative genius into a quilt. The sign up deadline is September 5th. Don't miss out on this class. It is one that promises to give us new

and inventive ideas. Gail will also be giving a program during our regular meeting, make sure that you put SVQG, September 18th on your "to do" list. See you there!!

As summer vacations wind down and the weather starts to cool a bit, thoughts of Fall and Winter start to come to mind. Too early you say, from here on out time seems to fly and before you know it Christmas is near. I hope all of you are planning to give handmade gifts this year. Start soon for a stress free Holiday season. Don't forget to read Josephine's reminder about the quilted Christmas Ornament contest at the Virginia Quilt Museum (August Newsletter). It would be wonderful if a member of SVQG won.

Before closing I want to thank our outgoing President, Barbara Linzey, her Board and Committee Chairs for doing a wonderful job giving of their time and knowledge to keep SVQG running smoothly. I can't wait to see Barbara put together those 1930's quilt blocks into a quilt to remember. Many thanks to the team of 2009 - 2010!

Until next time,



Your President,
Sandie Hammel

PROGRAMS

Our September program, focusing on computers and quilting, is simply a new and different approach to our programs and workshops but I believe it will be refreshing to think outside the box of quilting and explore the changes in our world of quilting. Gail Auen has worked extra hard to acquire all the equipment and connections needed to hook up to the internet from our meeting room. She has been to the August meeting as well as making 2 trips to the Sunnyside Room to make sure things are ready to go. We still would like to have more people join us in the afternoon workshop ----- but a reminder-----**Gail needs time to purchase the supplies for kits so we need to have your registration very soon after September 5th to have a kit.** The registration form was in the August newsletter.

The October programs are back to our traditional role as hands-on quilters and our instructor is the exciting and entertaining — Augusta Cole. Friday, the 15th, she will lead us in her most popular workshop, Curved Log Cabin. The guild meeting lecture on the 16th will be a repeat of the one she gave as keynote speaker at the Mancuso World Show, **Tricks, Tips, and Tidbits**, including some of her quilts. The afternoon workshop, **Snappy Scrappy Fat Quarters**, uses 10-12 fat quarters, layering them, cutting, shuffling the stacks and making the blocks. You will find more detailed information on the workshop registration pages as well as pictures on her web page (www.Augustacolequilting.com) under the Classes Offered tab.

I'm especially pleased with the Curved Log Cabin design since I skipped the usual "rite of passage" in quilting, making a log cabin quilt first. I'm glad I did since it would have been made with the drab colors and solids of the 80s but now I can make a new version with modern and bright fabrics, curved logs using different size logs plus a star design in the middle. There's a fresh look and a renewed interest in the log cabin pattern and beginners as well as advanced quilters are intrigued with this design.

The Saturday workshop is designed for a fun and fast moving time to make an easy, fun and fast quilt of many colors. See you on the curve and with snappy fat quarters!!

Fran Miller

Spool Challenge

Empty spools measure our sewing and quilting accomplishments too. Between now and March 2011 save your empty spools and cones, give them to Carolyn Shank and receive a spool quilt block or a chance in a drawing for a finished spools project. Cones qualify for 2 blocks or 2 chances. Empty spools or cones used on domestic sewing machines qualify but SORRY, LongArmers, we cannot compete with your speed!! The spool quilt blocks finish at 2 3/4" and are my current hand piecing travel project. Let me know if you would like to stitch along with me and I will give you the pattern. This block is a wonderful opportunity to practice Y-seams!!

Fran Miller



SHENANDOAH VALLEY QUILTERS
GUILD MEETING - Minutes
August 21, 2010

President Barbara Linzey called the meeting to order and welcomed everyone to the annual picnic. She announced that the quilt missing from the Quilt Show had been found folded inside a larger quilt. It will be returned "in person" to the maker. A letter of thanks has been received in regard to the block submitted to be a part of the Blue Ridge Parkway Anniversary Celebration.

The minutes for the July meeting were approved as printed in the Newsletter. Sally Jones gave the Treasurer's report from the quilt show. *It was moved by Sally Jones, seconded and passed, that \$1750.00 be donated to the Council of Organizations at the Woodrow Wilson Rehabilitation Center.*

SECRET PAL: Secret pal gifts were passed out by Pam Nixon.

ELECTION AND INSTALLATION OF OFFICERS: Sandie Hammel announced that an additional office needed to be voted on; Sally Jones has agreed to serve as President Elect for the next year. It was moved by Bobbie Champaign and seconded that the nomination of Sally Jones be approved. The motion was carried. Following this the officers who will serve during the 2010-2011 year were installed.


Games and contests were enjoyed by all thanks to Kathy Christy who headed up a Western TV Guessing Contest and a contest to identify a dried cactus arm (Saguaro). This was provided by Barbara Linzey, who has lived in Arizona and brought this from her own yard. Pauline Messier won the prize for correctly identifying this artifact.

Show and Tell was enjoyed by everyone. Following this we were entertained by The Page County Cloggers, who put on a marvelous show.

Following this a scrumptious picnic lunch was served and enjoyed by all.

Submitted by,

Norma Harris,
Secretary



THANK YOU

I want to thank everyone for all the hard work you have done during my Presidency. Especially to those who gave me inspiration and a kind word when I needed it most. Though there were a few detours along the way we did work together to solve them and make our Guild stronger for it.

I also want to thank everyone for the wonderful 30's quilt blocks you gave me. I am anxiously ready to put it together. What a nice surprise!

As we welcome our new President, her Officers and Board Members, let us all do what we can to help them. We should each consider a committee we would like to serve on and volunteer our services.

I also want to thank Sandy & John Hammel and Kathy Christy for another wonderful August Picnic. What a great job they did. Additional thanks to all those great cooks for another wonderful spread and the pies were outstanding. Again, I want to thank each and every one of you for all the help you gave this past year.

Barbara

QUILT TIP: Do you know what crocking is? Most of us would think about slow cookers (crock pots), but “crocking” is actually a term quilters should learn. You know how new fabric can sometimes stain your fingers while working with it? That’s crocking – the transfer of color due to rubbing. There are 2 tests for crocking, a wet version and a dry version both require a small piece of white fabric.

The wet version - you wet the white fabric and wrap it around your finger and rub the bias to get the best results.

Dry Version - Testing in the store - Take some white fabric scraps with you when you go shopping for fabric. 5” squares are easy to carry and are a good size for testing. Simply rub the white square onto the fabric to do the dry test. Keeping in mind that the fabric in the store is not pre-washed and you will see a little more crocking than you would after washing it. Also, remember darker colors are saturated with more ink or dye. In either case if the fabric crocks don’t put it in your quilt.

From <http://www.How-To-Quilt.com> and

Barbara



WAYS & MEANS

A great big THANK YOU to all who helped raise money for the Guild...raffles, auctions and donations this year. It was a great year because of YOUR participation! The picnic 60/40 earned us \$33. Leslie won \$22.

Joan Leffel

SECRET SISTERS

Attention! ALL Secret sisters:

This month is the reveal where you find out who your Secret Sister is, or maybe you already know, we'll see. Just remember to have something Special to give her at the reveal. I want to thank everyone who was a part of this fun time.


Pam Nixon



ROUND ROBIN

Are we having fun yet? We have 18 in the Round Robin (or is it the Row Robin?) The next exchange is in October. Your rows can be any width, but if they aren't the same length it would be a bit awkward. Remember to use sashing if it is appropriate. Any questions? qltnfsh@shentel.net.

Mary Carlton



SERVICE - BEE Notes

The Eager BEEvers continue to meet and QUILT. In the last year we have made 49 quilts for Wrap A Smile, 24 placemats for Meals on Wheels, 2 quilts for Downy's Quilts for Kids, and one quilt for Habitat for Humanity. More than 20 Wrap A Smile quilts will be delivered to Maine the first week of September by Fran

Miller. These quilts are used to wrap children who have undergone cleft palate/cleft lip surgery during a Rotary Club mission of help in foreign countries. Quilt sizes are 40" x 48", 48" x 60", or 48" x 64". We wish we could have shown all the Wrap A Smile quilts at Show and Tell but we are sure they will bring a smile to the children when their faces heal and they have new smiles. The Guild's May 2011 Service workshop will be devoted to creating more quilts for this worthwhile and deserving cause. Terry Hodskins, the founder of the Rotary International Wrap A Smile program, has been invited to speak to the guild at that meeting and will stay for the afternoon of sewing and fellowship. Through Terry's inspiration and her local guild's work this project has expanded internationally and the foundation has collected over 15,000 quilts, with so many more needed. If you want to help in this program please contact a BEEver.


July and August were busy months for the Eager BEEvers as we agreed to also become SVQG Service Chairpersons. We received the guild collection of service fabrics from last year's Service Committee and there were 8 finished quilts ready to be given, 8 completed tops not yet quilted, several precut kits ready to sew, plus a few boxes of donated fabrics. We restacked, repackaged, and made decisions for our next steps. The first decision was to give the completed quilts to military families since that was the original purpose. One was delivered by Bev London to Bucky Anderson's family. Bucky was killed recently in Iraq and was a friend of Bev's sons. We discovered in our search for needy sources that WWRC was not accepting injured vets and Valley VA hospitals were not accepting quilts but the need was there for those who fought in Korea, Vietnam, and Desert Storm. A local VFW member helped us locate past war veterans and distributed quilts to 6 needy veterans. We have retained one quilt in case the need arises for another gift from our guild. Notes of appreciation and thanks have been received from these recipients and families. You may have seen these notes displayed on the bulletin board at the August picnic. There is still a need to complete the tops and kits so we are hoping guild members will

volunteer to help quilt and/or sew the remainder items in this service project. If you can help, please contact any of the Eager BEEvers/Service Committee members.

Dorice Graham, Carolyn Shank, Sandie Hammel, Pauline Messier, Fran Miller

FOUND at the August Picnic:

One "Virginia Quilt Museum" Charter Membership pin (back missing). Please contact Sandie Hammel at sandie419@hotmail.com or 540-652-6189. If I do not hear from anyone, we will have it on the membership table at the September 18 meeting.



COMFORT PILLOWS/TOTES

Thank you for the p/t for men. We still need a few. Our outreach regions, Winchester, Harrisonburg and Augusta Co/Staunton/Waynesboro have all had male breast cancer patients but are unsure how men will accept pillows/totes. We will provide them and we'll see. More later on that.

This month, 50 pillows/totes were donated to the Winchester American Cancer Society, with 50 more requested in October. Their area of distribution has greatly increased. They are providing p/t to Winchester, Clark, Shenandoah, and Warren, Madison, Culpepper, Fauquier, Rappahannock and plan expanding more in the future. 25 were donated to Augusta Health, with requests for 25 additional every 2 months.

I met with Fran Miller, chair of the service committee and the Eager BEEvers to discuss this service project for 2010/2011. We brainstormed and came up with some new ideas. You'll be hearing about them in the coming weeks and months. When looking at the past 12 months and the greater needs of two

regions, the next 12, we project that we will need at least 350 comfort pillows/totes. In October, we will have used up our inventory.

Will you continue to support this project and help supply these needs? I will have kits available at the next guild meeting.

Remember, October is Breast Cancer Awareness month. We will have something special to highlight the month and November's service project will be making up kits and sewing p/t.

Sue Jones

DEADLINE FOR OCT. NEWSLETTER

September 24, 2010

Vicki Graham

4142 Traveler Road

Harrisonburg, VA 22801

540-433-9877

E-mail: grahamvl@comcast.net



HAPPY BIRTHDAY

The following Guild members are having a birthday in September and October:

Sharon Culbertson	9/1
Roberta Patterson	9/5
Bobbie Champaign	9/7
Betty Ott	9/10
Peggy Sours	9/10
Norma Harris	9/14
Lori Schrock	9/14
Judi Bryan	9/16
Jeanne Lewis	9/17

Jane Hicks	10/1
Iris McCarthy	10/5
Beth Wampler	10/6
Gae Baker	10/7
Alice Zuidema	10/10
Lori Abbot-Herick	10/11
Frances Ritchie	10/11
Sophia Cliffe	10/12
Cheryl Hawes	10/20
Dorothy Harper	10/26
Suann Edwards	10/27
Kathleen Chunta	10/29
MaryEllen Langensiepen	10/29
Barbara Call	10/30
Jude McLaughlin	10/30
Beverly London	10/31

To everyone having a birthday in September or October, have a great one!

HOSPITALITY

Thank you to everyone who participated in providing the food for the August picnic.

A reminder to members with Sept. birthdays that it's their turn to bring goodies for the Sept. meeting. If they can't make the meeting, please ask a quilter friend to change months with them so we can have a good assortment as we are having a guest speaker and more goodies are always welcome.

Pauline Messier

MEMBERSHIP

SVQG Welcomes new member

Lois Johnson
113 Meadow Lane
Bridgewater, Virginia 22812

John Hammel



**25 6" feedsack
squares - \$12.00
On sale at Fleatiquer
1400 S. Main St.,
Harrisonburg (owned
by Carolyn Hardy
SVQG member)
Barbara Paulson
249-5668**

Registration for Curved Log Cabin Workshop – Oct. 15, 2010

DESCRIPTION: Wow! Can you believe the comeback of the Log Cabin? Some traditions are just too good to let go. The pattern possibilities are endless, so come make your blocks and play with the plentiful potential designs. See you on the curve!

WHO: Augusta Cole, Richmond, VA

WHEN: October 15, 2010 9:30 AM-3:30 PM

WHERE: Sunnyside Retirement Community, Sunnyside Room, Harrisonburg, VA

COST: \$25.00 for members and \$35.00 for non-members

Supplies:

Sewing machine and regular sewing supplies, thread and filled bobbins-gray or neutral
Extension cord & power strip, if you have one

Rotary cutting supplies, including rulers to “true up” after each round, 3”, 4 ½”, & 6”,

Iron and pressing surface, Mary Ellen’s Best Press clear starch if you like it,

A reducing glass (peep hole),

Small Design Wall.

(Note: if you don’t have all these supplies don’t let it keep you away. We love to share!!)

And don’t forget a packed lunch and drink---but I guess we could share that too!!

Fabrics:

1. Light fabric – 2 ½ yards if using all one light color or 10 fat quarters if using different lights or lots from your stash
 2. 1 yard for the center squares
 3. Dark fabric – bring a variety of mediums and darks or 10 medium to dark fat quarters
 4. Backing – 4 ½ yards---you can wait on this
 5. Binding – 1 yard---you can wait on this
- Finished block size is 5 ½”. Finished quilt approximately 55” X 66”.

DEADLINE: October 9th or until Workshop is Full

QUESTIONS: Call Fran Miller, 540-434-5773 or franmill@aol.com

Curved Log Cabin Workshop

Complete and mail this portion to: Fran Miller, PO Box 15, Pleasant Valley, VA 22848

Name: _____

Address: _____

Phone: _____ E-mail: _____

Amount Enclosed: _____\$25 member _____\$35 non-member

Make check payable to SVQG. **Registration deadline is October 9th or until the workshop is full.** Only a paid registration reserves your place in the workshop. Paid workshops are transferable to another member but not refundable unless the class is canceled, nor can the money be applied to a future workshop.

Registration for Snappy Scrappy Fat Quarters – Oct. 16, 2010

DESCRIPTION: Using fat quarters you will make an attractive new quilt with a little “stack and whacking” then “shuffling” to create a fast piecing fun project.

WHO: Augusta Cole, Richmond, VA

WHEN: October 16, 2010 Lunchtime – 3:30

WHERE: Sunnyside Retirement Community, Sunnyside Room, Harrisonburg, VA

COST: \$20.00 for members and \$30.00 for non-members
Kit Fee---\$5.00, cash to instructor

Supplies:

Sewing machine with all your important sewing “stuff”---filled bobbins
Extension cord & power strip, if you have one,
Rotary cutting supplies (new blade),
Rulers, to include 15” and 12 1/2” square ones if you have them
Iron and pressing surface.

(Note: if you don’t have all these supplies don’t let it keep you away. We love to share!!)

And don’t forget a packed lunch and drink---but I guess we could share that too!!

Fabrics:

12 different fat quarters, can be coordinated or with variety
1 ½ yards for sashing
3 ½ yards for the backing---you can wait on this
1 yard for binding—you can wait on this too

Before Class: Wash and press your fat quarters and put them together in 2 piles of 6 each.

DEADLINE: October 9th or until Workshop is Full

QUESTIONS: Call Fran Miller, 540-434-5773 or franmill@aol.com

Snappy Scrappy Fat Quarter Workshop

Complete and mail this portion to: Fran Miller, PO Box 15, Pleasant Valley, VA 22848

Name: _____

Address: _____

Phone: _____ E-mail: _____

Amount Enclosed: _____ \$20 member _____ \$30 non-member/late registration

Make check payable to SVQG. **Registration deadline is October 9th or until the workshop is full.** Only a paid registration reserves your place in the workshop. Paid workshops are transferable to another member but not refundable unless the class is canceled, nor can the money be applied to a future workshop.

SVQG BOARD MEMBERS

President Sandie Hammel
 President-Elect Sally Jones
 Secretary Norma Harris
 Treasurer Cerise Haas
 Program Coor. #1 Fran Miller
 Program Coor. #2 VACANT
 Immed. Past President Barbara Linzey

Historian Roberta Patterson
 Hospitality Pauline Messier
 Ways & Means Denise Rudolph
 Education Molly Toth
 Librarian Kathy Christy
 Service The Eager BEEvers
 Comfort Pillows Sue Jones
 Quilt Show Announced Oct. 2010

SVQG STANDING COMMITTEES:


Nominating Sally Jones
 Newsletter Vicki Graham
 Membership John Hammel
 Publicity Lou Emswiler

Sunshine Carolyn Shank
SPECIAL DUTIES:
 NQA Liaison Sandie Hammel
 VCQ Norma Harris
 Web Masters Pending

~~~~~  
 To join the Shenandoah Valley Quilters' Guild, send \$20 Annual Dues to: Membership Chairman SVQG, PO Box 913, Harrisonburg VA 22803. The Guild year runs 4/1-3/31. Newsletter mailed - \$7.50/yr.

PLACE OF MEETING--THE **SUNNYSIDE ROOM**, THIRD SATURDAY OF THE MONTH (UNLESS OTHERWISE NOTED) Time: 9:30 am

SUNNYSIDE PRESBYTERIAN RETIREMENT COMMUNITY, HARRISONBURG, VIRGINIA  
 Take Exit 247 East off of I-81, proceed east on US 33 to intersection with Route 687 (Massanetta Springs Road,) turn right on Route 687, proceed south 0.8 mile, turn left at second Sunnyside entrance. Go to the **Sunnyside Room** that's the building at the bottom of the hill, to the left of the Highlands Building. Parking is available on the street and in lots but **DO NOT PARK IN THE NUMBERED SPACES**. These numbered spaces are for residents. Please observe the 15-mph speed limit while on the grounds of Sunnyside.



Shenandoah Valley Quilters Guild  
 P.O. Box 913  
 Harrisonburg, VA 22803