

Valley Quilt Notes

SHENANDOAH VALLEY QUILTERS GUILD
NQA Chapter 383, VA 20, Website: www.svqg.org

Vol. 24 No. 2

May 2010



PRESIDENT'S MESSAGE

Hello Quilters,

Wow! What a wonderful meeting to start off the month. The weather couldn't have been better and we had a good membership turnout, with a few visitors joining the Guild along with several guests. One special guest was the founding quilter of our Guild, Dorothy Williams. I hope you took a moment to say hello.

In May, we will have our "Fortune Cookie Challenge" Reveal. Each Fortune Cookie had a sentence in it that the quilter had to interpret. It will be fun to see what everyone came up with and you'll be able to vote on your favorite one. This will be one of the displays in our upcoming Quilt Show.

Okay, Guys and Gals!! Hope you're all ready for the Quilt Show. Deadline for Entries is May 1. Donations for the Silent Auction & door prizes are needed. Donations that you've made are needed for the Guild Boutique and you can always buy a guest ticket for someone or be a Patron in our Program. This is an exciting time to show off what we as a Guild are all about, showing all the different quilting that we do. So, I hope each and everyone one of you have at least one item to share in our show.

I want to Thank Sara Wood for all her hard work as Membership Chair. Because of unforeseen circumstances and neck surgery, she had to step down. John Hammel our Publicity Chairman took over that position. I really appreciate John coming forward. Have you put a little Sunshine in someone's life lately? A Smile, a hug, a TOY Block.

Remember Sally Jones, Betty Clatterbuck, Sara Wood and anyone else who needs a little smile on their hearts

We want to Thank Cathy Miller "The Singing Quilter" for her wonderful and fun songs that told us all why we became Quilters. The afternoon workshop was a lot of fun and I know there will be a few Mola's at Show and Tell next month that you won't want to miss. Molly Toth has a wonderful Program planned for us this month, "Off The Wall Quilts by a Lazy, Crazy Quilter" You won't want to miss it.

Blue birds are singing, tulips are blooming and quilters are quilting. See ya at the meeting.
Barbara

PROGRAMS

Didn't you just love the Singing Quilter? What a fun program! And the workshop was just as good. We should see those pieces next month at Show and Tell and, of course, in the Quilt Show. We all discovered our inner creativity.

In May, Molly is doing the program and she showed us one of the things she will be doing. Interesting.

June is our annual meeting and election of officers. The program will be something that has never been done before and I won't say anything more.

In July we will have another \$5 Mystery Quilt. Can't pass that one up, can you?

That's all folks.

Mary Carlton and Sue McDonald



SVQ GUILD MEETING Minutes, April 17, 2010

President Barbara Linzey welcomed everyone and introduced Dorothy Williams, who founded the guild. Three additional visitors were introduced.

The minutes of the March meeting were approved as printed in the Newsletter. Sally Jones gave the treasurer's report, which included income of \$1,696.58 and expenses of \$1,896.33 for a balance of \$5,113.38 in the checking account. With the CD currently valued at \$6,568.92, the total balance is \$11,682.30.

OLD AND NEW BUSINESS: Our Membership Chair, Sara Wood, has had to resign due to disc surgery she is facing. John Hammel, who is nominated as Membership Chair for next year, has agreed to take over now.

NOMINATIONS: Sandie Hammel presented the slate of officers and committee chairs for 2010 - 2011 as follows:

President: Sandie Hammel
Immed. Past President: Barbara Linzey
President Elect: Debbie Lane
Secretary: Norma Harris
Treasurer _____
Program Coordinator #1: Fran Miller
Program Coordinator #2: Sharon Angle
Education: Molly Toth
Historian: Roberta Patterson
Hospitality: Pauline Messier
Newsletter: Vicki Graham
Library: Kathy Christy
Membership: John Hammel
Publicity: _____
Comfort Pillows: Sue Jones
Sunshine: Aleris Wright
Service: Eager BeeVers Quilt Bee
Ways and Means: Denise Rudolph
Web Masters: _____

Officers still needed are treasurer, publicity and webmasters. They will be doing a program for

Sunnyside residents on May 20th. Any members who wish to join in the program are welcome.

PROGRAM: Mary Carlton announced that "The Singing Quilter" from Canada will be presenting today's program. Molly Toth spoke about her plans for the May program, "Off the Wall Quilts by a Lazy, Crazy Quilter." Mary added that they want to include everything made in a quilt class in the quilt show.

SECRET PAL: Pam Nixon asked for items for the silent auction and door prizes for the quilt show. She handed out the Secret Pal gifts.

NEWSLETTER: The Newsletter deadline will be Friday, April 23rd. There was a computer problem with the April newsletter. Paper copies are here in case anyone did not receive the April copy.

WAYS AND MEANS: Door prizes were given out.

SERVICE: Sue Jones, who chairs the "pillows and totes," has put the project on hold until after the quilt show.

Sharon Angle reported that the Kluge Children's Hospital in Charlottesville contacted her. They have an autism unit and the patients in this area like tactile items. They would appreciate donations of blankets/quilts (any size, primarily fleece or small quilts). Their patients range in age from very young to upper teens.

SUNSHINE: Sally Jones' father died. Betty Clatterbuck had a broken hip. Sara Wood is facing disk surgery. Sharon Culbertson has pneumonia and her father died recently in Florida. Aleris Wright suggested that Thinking of You blocks could be sent to all these members.

QUILT SHOW: Debbie Lane reported that the form for quilt entries had a deadline of May 15th; however, because of the need to organize the show, they really need all entries to be mailed by May 1st. Leslie Bulken asked for help in setting up the show on Friday. She explained how to construct a sleeve to hang any size quilt.

Sharon Angle showed three pillows received for the "Pillow Puddle" from a friend in England and one given by gypsies that are touring our country for four years.

Connie Broy spoke about the "Fortune Cookies" and asked everyone to bring theirs next month. Diane Reasons spoke for Josephine Millet who is chairing the boutique. She asked everyone to plan on bringing items to sell. The guild will receive 15% of the sale price for each item. Diane is doing the program for the Quilt Show and is giving patrons the chance to have their names in the program as supporters of the show. There are three levels of giving and Diane can be contacted if you wish to become a patron.

SHOW AND TELL: A great show and tell followed.

Following a refreshment break, Cathy Miller, The Singing Quilter, and her husband, Matthew Miller, presented a delightful show of original quilting songs with quilts that went with them.

Norma Harris,
Secretary

EDUCATION

OFF THE WALL QUILTS FROM THE
CRAZY LAZY QUILTER - an educational
program on what not to do!

Do you want to cover up quilting mistakes, find easy ways to finish those pesky UFOs or quilt stuff when it's hard to quilt a straight line? Then you have come to the right place! May's education program will feature some crazy quilts, some funny ideas from the foremost expert on starting a quilt one way and having it end up completely different (and not always for the better). I will try my best to teach something interesting and if I hear any booing in the audience, there could be a serious pillow fight! So protect the guild's quilt show pillows and struggle through the program with me. Hope to see you in May. (The name has been changed to protect the innocent)!

Signed, the Lazy Crazy Quilter

NOMINATING COMMITTEE

Nominating Committee for Slate of Officers for 2010-2011:

Fran Miller
Kathy Christy
Sandie Hammel

Slate of Officers for 2010-2011:

President - Sandie Hammel
Immediate Past President - Barbara Linzey
President Elect - Debbie Lane
Secretary - Norma Harris
Treasurer - (being considered - will announce during May business meeting)

Slate of Committee Chairmen for 2010-2011:

Program Coordinator #1 - Fran Miller
Program Coordinator #2 - Sharon Angle
Education - Molly Toth
Historian - Roberta Patterson
Hospitality - Pauline Messier
Newsletter - Vicki Graham
Library - Kathy Christy
Membership - John Hammel
Publicity - (being considered - will announce during May business meeting)
Comfort Pillows - Sue Jones
Sunshine - Aleris Wright
Service - the Eager BeeVers Quilt Bee (as a whole)
Ways and Means - Denise Rudolph
Web Master - Debbie Lane


2012 Quilt Show Committee Chairman
(To be chosen in the Fall of 2010 by the newly elected Board)

Sandie Hammel

WAYS & MEANS

THANKS to all who bought raffle tickets....we made \$40.

Joan Leffel



SUNSHINE

Please keep in mind our members who are coping with special issues:

- ❖ Sally Jones' father passed away on April 4th.

- ❖ Ginny Biggs is helping her daughter who was injured while skiing.
- ❖ Betty Clatterbuck is recuperating from a hip fracture.
- ❖ Sara Wood is receiving physical therapy for neck problem.
- ❖ Sharon Culbertson's father passed away in April.

Submitted by Jan Hood

If you know of a guild member who needs a card or T.O.Y. block from our Sunshine committee, please let Aleris Wright know. (Phone 540-686-7890, or email swright494@comcast.net)

Aleris Wright

Women and Machines Don't Mix, Or So the Men Folk Thought!

In 1858, Isaac Singer realized he couldn't sell machines to an industry that obviously didn't want them, so he put his energies into producing the world's first consumer sewing machine, the Turtleback, so named because of the large container the machine came in. Singer's new machine sold for \$125 in a day when the average household income for a year was \$500.

At that price the new Singer Company sewing machine sold no better than its previous industrial models. You see, in the 1800s men decided how the family spent its money. Singer quickly discovered that the typical head of the household saw no need to spend his hard-earned money on such an extravagance as a sewing machine. Men reasoned that their own mothers and grandmothers had hand sewn family clothing at the cost of no more than a little time and effort.

They also were concerned that a woman couldn't possibly be mentally capable of operating such complex machinery. No self-respecting, law-abiding husband planned to waste his money and his wife's time on something she couldn't and shouldn't be doing. However, Singer ended up having the last word and some say the last laugh, too. He introduced America and the world to installment buying, and marketed both his machine and its small monthly payments with such flair that they proved to be irresistible to the consumer.

2010 QUILT SHOW

One Final Reminder!!!

Just as one final reminder, the Quilt Show will soon be here. Make plans to enter your items. Registration entry forms are due **NO LATER THAN MAY 1st**. We need to know what is being entered so that we can design the layout for the show, prepare the forms that will be attached to each quilt, and list them properly in the programs – that's a lot of preparation time!!

Please plan to attend and bring your family and friends – there's something there for everyone!! Three representatives of Viking Sewing Machines will be there both days for continuous demonstrations. Our own guild members are also preparing demos to share with our visitors, and we have many good vendors there to offer you those items you just can't resist taking home with you!! Also, don't forget the Boutique – another unique opportunity to buy and/or sell those beautiful handmade items.


There will be a "man cave" set up outside the entrance foyer so that your guys can sit back, relax, read a sporting magazine, etc.

Setup will begin at 9 a.m. on Friday morning, June 11th at Nininger Hall at Bridgewater College. As you come into Bridgewater from Route 11, just watch for the signs directing you to the location. It will be well marked. There is plenty of convenient parking.

Anyone who can volunteer a few hours during the day on Saturday or Sunday will be most welcomed and appreciated. And of course, anyone that can stay afterwards on Sunday to help close the show and clean up will earn extra stars in heaven!!!!

We're excited – we've all worked hard – and we're ready to see the results!!!!!!

2010 Quilt Show Committee Chairs.
Debbie Lane and Sharon Angle



Become a Patron of the Quilt Show

One of our most costly items for the quilt show is the program booklet. This is your opportunity to help in a different way. By making a donation your name will be listed in the program booklet as a Patron of the show.

We have three levels of giving: For a contribution up to \$15 you will be recognized as a Bronze Thimble Patron; over \$15 to \$25 a Silver Thimble Patron; and over \$25 to \$50 a Gold Thimble Patron.

Perhaps this will be your way of supporting our 12th SVQG Quilt Show. Mail your checks or give them to Dianne Reasons, 310 Isle Avenue, Waynesboro, VA 22980. All Donations need to be received by May 15th at our regular meeting. Thank you kindly for your support.

2010 Quilt Show Program Chair.
Dianne Reasons

Great Solution – Pillow Cases

I have heard lots of moaning and groaning about putting the quilt(s) in a pillow case for the Quilt Show and would like to offer a solution to those that do not have a spare pillowcase to use. The Quilt Museum, 301 S. Main St. in Harrisonburg, VA is selling Storage Bags from Fairfield in which to store and transport quilts.

These bags are made of 100% breathable white cotton fabric. They have a printed index card to use and a clear plastic pocket for the index card. Strong drawstring cord with barrel closure and made with a French seam to prevent fraying. The Crib/Twin size is 18 x 22 and sells for \$6.50; the Queen/King is 24 x 30 and sells for \$8.00.

After the Quilt Show, they can be used at home to store your valuable quilt.

Josephine Millett

Pillow Puddle

Thank you to everyone who has donated a pillow or pillows for the Pillow Puddle. After April's meeting I am up to 30.

I would really like to have at least 50 pillows. So for those of you who haven't made a pillow yet, I encourage you to. Any size, any shape, any design.

All will be appreciated and coveted, I am sure.

Thanks for your help.

Sue McDonald
Pillow Puddle Chairman

Quilt Show Entry Forms

Please put your own label on the quilt, lower right corner. Use the paper CLAIM CHECK (**bottom of page 7**) to get your quilt back at the end of the show. You need a claim check for each quilt entered. Remember, as the Chinese Laundry man said to the customer: "NO TICKEE, NO WASHEE." If you have someone else pick up your quilt, please give her the claim check. We want NO misplaced quilts!! Thanks a million.

Leslie Bulken

2010 Raffle Quilt

Thanks to everyone who helped collect money at the Dayton Farmers Market. We collected \$84. We are really behind in our fundraising. We have only collected around \$1,500. I know the economy has certainly hurt us. Every member was given two books to sell, so far about half of you have turned in the money for those and some have gotten more books. Thank you. We need to get the quilt out to places to sell chances. You can call me at 540-465-4484 or email me at billyjoe@shentel.net if you have any ideas.

Denise Rudolph

Quilt Show Pictures

Just a reminder to those entering quilts in the upcoming show. All pictures will be taken in June as the quilts are being hung.

Connie "B"

Fortune Cookie Challenge

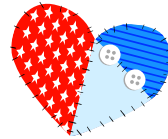
Hope everyone who took a fortune cookie will have theirs to show at the May meeting.

Connie "B"

Door Prizes Needed/Silent Auction

A reminder the Quilt Show needs Door Prizes and Silent Auction Items. Please bring in at the May meeting, unless you've made arrangements with me. Let's make this the best show ever.

Thank you,
Pam Nixon



SECRET PALS

Just a reminder, let's not forget our Secret Pals. Remember them at the next meeting with a gift that says I'm thinking about you.

Hugs
Pam Nixon

QUILTING TIPS:

Stash Building Advice for Quilters

Are you new to quilting, then you probably only buy what you need for the project at hand and maybe a little extra. Right!

Well, you have just started your stash. The more you quilt don't be surprised you'll begin to buy for future projects...just in case.

1. Fabric is an investment, so buy only 100 percent cotton. You'll be spending a lot of time on this quilt so you want quality. Poor fabric will shorten the life of the project.
2. You may first go out and buy lots of fabric of your favorite color & that's OK, but don't narrow your selections, so that you're missing other colors.
3. Consider the color wheel & choose colors that go from Cool to Hot and choose different color values (light to dark). This will add definition to your project.
4. And we can't forget the Tone-On-Tone fabric. This is a great replacement for solids and it adds visual texture.
5. Also don't just focus on one type of fabric (Florals). Include many styles, geometric shapes and varying scales of prints (small to large). This will give your stash diversity.
6. Examine your stash regularly, to see what's missing. Make a list, so that you can hit the fabric sales running.

If anyone has a Quilting tip that they want to share just let me know.

I use the internet a lot and this came from About.Com Quilting.

Barbara Linzey

DEADLINE FOR JUNE NEWSLETTER

Friday, May 21, 2010

Vicki Graham

4142 Traveler Road

Harrisonburg, VA 22801

540-433-9877

E-mail: grahamvl@comcast.net

HAPPY BIRTHDAY

The following Guild members are having birthdays in May and June:

Lila Schafer	5/20
Karen Ames	6/1
Sue McDonald	6/5
Leslie Bulken	6/9
Mary Gregory	6/9
Bonnie Spoon	6/12
Dorice Graham	6/18
Sara Wood	6/24
Robert Just	6/30

Hope you have a wonderful day!



**HQ Sixteen Long Arm Machine
w/ table top frame included
Excellent Condition
\$3200 (sells for \$6350 new)
Contact Cheryl @ 540 434-4635**

"Secret" block for the President - 1930's
flowery appliqué quilt

It is time to create our blocks to thank Barbara for her service as Guild President. You have your choice of an Appliqué Block or a nine patch block. Each block is 9 ½" square.

For the nine patch block use 9 different 30's fabrics, cutting 3 ½" squares to make the 9-patch.

For the appliqué block use 3 different 30's fabrics plus off white for the background fabric and a solid green for the leaves. You start with a 9 ½" square block, and then place your appliqué in the center. The appliqué patterns and placement sheet are at the end of the newsletter.

When you have completed your block, please return it to Pam Nixon. Thank you for your help. I will need all blocks by July's meeting.

Pam Nixon

~~~~~  
**SVQG Quilt Show 2010 CLAIM CHECK:            RECEIPT for ENTRY NUMBER \_\_\_\_\_**  
**(This form will be necessary to pick up the quilt at the end of the show.)**

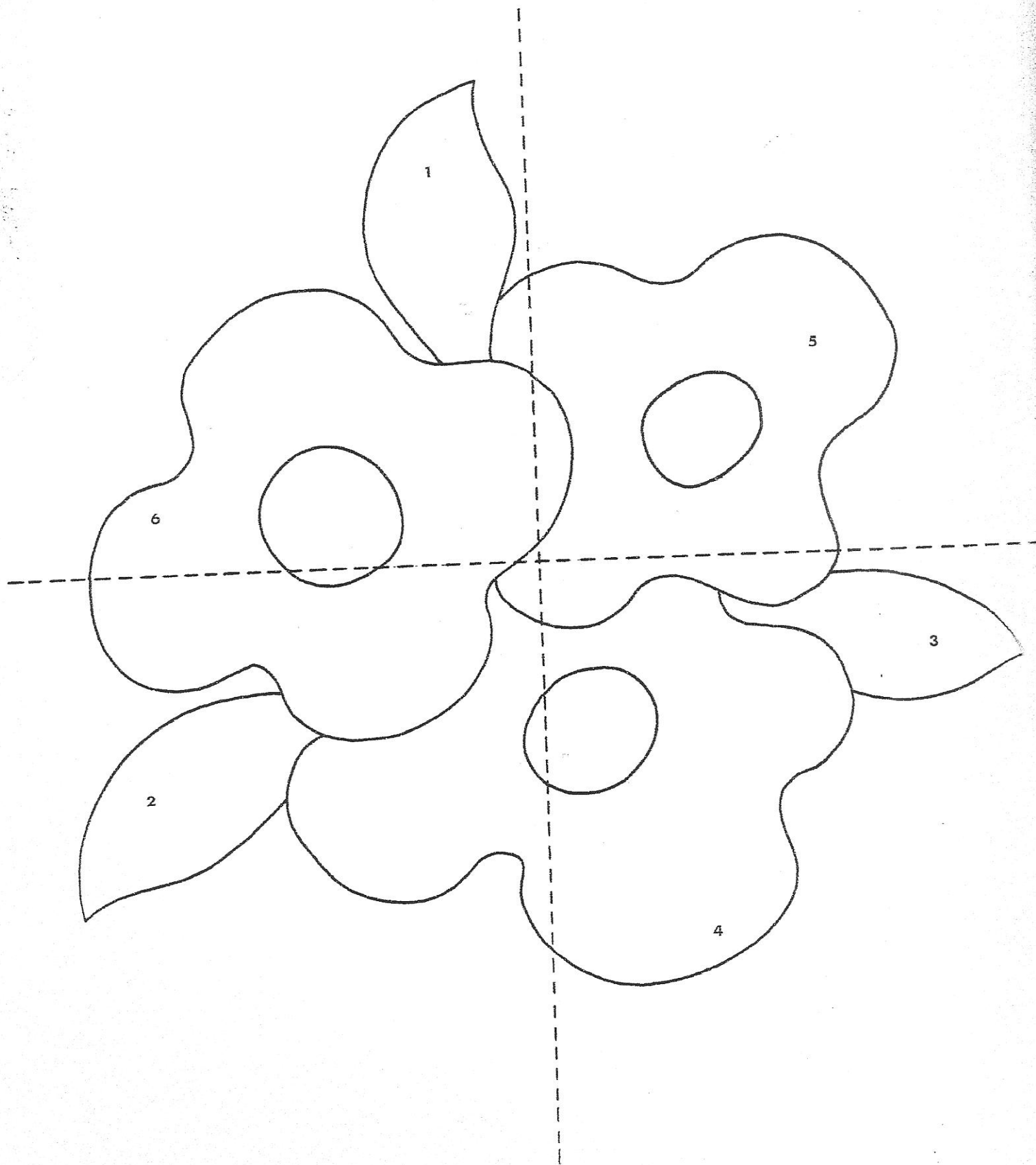
Title and Description of Entry \_\_\_\_\_

Exhibitor \_\_\_\_\_

Person to pick up Entry \_\_\_\_\_


Flowerly Appliqué Quilt

- PLACEMENT



Flowery Appliqué Quilt.....

Appliqué  
Quilt pieces




## SVQG BOARD MEMBERS

|                           |                   |                 |                                 |
|---------------------------|-------------------|-----------------|---------------------------------|
| President                 | Barbara Linzey    | Ways & Means    | Joan Leffel                     |
| President-Elect           | Sandie Hammel     | Education       | Molly Toth                      |
| Secretary                 | Norma Harris      | Librarian       | Kathy Christy                   |
| Treasurer                 | Sally Jones       | Service         | Sharon Angle<br>& Deborah Lane  |
| Program Coord. #1         | Mary Carlton      |                 |                                 |
| Program Coord. #2         | Fran Miller       | Comfort Pillows | Sue Jones                       |
| Immed. Past President     | Pam Nixon         | Quilt Show      | Sharon Angle<br>& Deborah Lane  |
| SVQG STANDING COMMITTEES: |                   |                 | Aleris Wright                   |
| Nominating                | Sandie Hammel     | Sunshine        |                                 |
| Newsletter                | Vicki Graham      | SPECIAL DUTIES: |                                 |
| Membership                | John Hammel       | NQA Liaison     | Sandie Hammel                   |
| Publicity                 | John Hammel       | VCQ             | Norma Harris                    |
| Historian                 | Roberta Patterson | Web Masters     | Debbie Lane<br>& Dianne Reasons |
| Hospitality               | Pauline Messier   |                 |                                 |

To join the Shenandoah Valley Quilters' Guild, send \$20 Annual Dues to: Membership Chairman SVQG, PO Box 913, Harrisonburg VA 22803. The Guild year runs 4/1-3/31. Newsletter mailed - \$7.50/yr.

PLACE OF MEETING--THE **SUNNYSIDE ROOM**, THIRD SATURDAY OF THE MONTH (UNLESS OTHERWISE NOTED) Time: 9:30 am

SUNNYSIDE PRESBYTERIAN RETIREMENT COMMUNITY, HARRISONBURG, VIRGINIA  
 Take Exit 247 East off of I-81, proceed east on US 33 to intersection with Route 687 (Massanetta Springs Road,) turn right on Route 687, proceed south 0.8 mile, turn left at second Sunnyside entrance. Go to the **Sunnyside Room** that's the building at the bottom of the hill, to the left of the Highlands Building. Parking is available on the street and in lots but **DO NOT PARK IN THE NUMBERED SPACES**. These numbered spaces are for residents. Please observe the 15-mph speed limit while on the grounds of Sunnyside.



Shenandoah Valley Quilters Guild  
 P.O. Box 913  
 Harrisonburg, VA 22803